



# intact Start-Power Truck

Closed calcium or hybrid battery (Ca/Ca or Sb/Ca) | low/maintenance-free

Art.No.

**64327GUG**

|                     |                            |
|---------------------|----------------------------|
| Volt                | 12V                        |
| Capacity            | 143 Ah (c20)               |
| CCR -18°C (EN)      | 950 A (EN)                 |
| Electrolyte         | diluted sulphuric acid     |
| Electrolyte density | 1,28 +/- 0,01 Kg/l (25° C) |
| Size (LxWxH)        | 513 x 223 x 223 mm         |
| Weight              | 41,8 kg                    |
| Pos. of Terminal    | 3                          |
| Terminal            | 1                          |
| Bodenleiste         | -                          |



## Usage

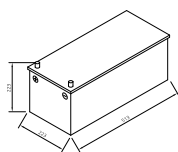


## Top performance at a good price

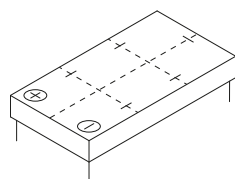
Developed for performance and extreme high-current capability at an absolutely perfect price-performance ratio. For almost all standard trucks without many additional installations and other electrical consumers. Our recommendation for standard applications with low requirements and the best price-performance ratio.

- » **Powerful and reliable.**
- » **Double lid for increased leakage protection and gas condensation**(gaseous electrolyte condenses in the labyrinth lid and remains in the circuit).
- » **Maintenance-free. No refilling of water necessary.**
- » **Filled and charged (GUG), ready for immediate use.**
- » Available for **trucks as a conventional wet starter battery**, as well as **super heavy duty (SHD)** with glass fiber fleece separators **vibration-resistant V3**.
- » **30% more cycles** compared to conventional commercial vehicle batteries.

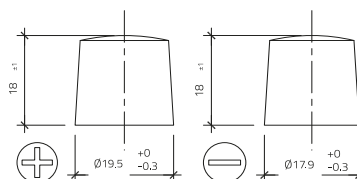
### Size



### Pos. of Terminal 3



### Terminal 1



### Bodenleiste -

As of 31.07.2025