



intact Start-Power Truck

Closed calcium battery (Ca/Ca) | filled and charged | maintenance-free

Art.No.

64329GUG

| | |
|---------------------|----------------------------|
| Volt | 12V |
| Capacity | 143 Ah (c20) |
| CCR -18°C (EN) | 950 A (EN) |
| Electrolyte | diluted sulphuric acid |
| Electrolyte density | 1,28 +/- 0,01 Kg/l (25° C) |
| Size (LxWxH) | 513 x 218 x 210 mm |
| Weight | 40,1 kg |
| Pos. of Terminal | 3 |
| Terminal | 1 |
| Bodenleiste | B13 |



Usage

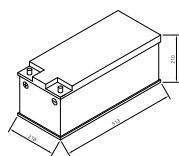


Top performance at a good price

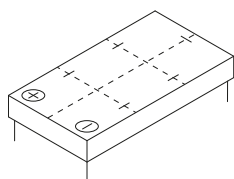
Developed for performance and extreme high-current capability at an absolutely perfect price-performance ratio. For almost all standard trucks without many additional installations and other electrical consumers. Our recommendation for standard applications with low requirements and the best price-performance ratio.

- » **Powerful and reliable.**
- » **Double lid for increased leakage protection and gas condensation**(gaseous electrolyte condenses in the labyrinth lid and remains in the circuit).
- » **Maintenance-free. No refilling of water necessary.**
- » **Filled and charged (GUG), ready for immediate use.**
- » Available for **trucks as a conventional wet starter battery**, as well as **super heavy duty (SHD)** with glass fiber fleece separators **vibration-resistant V3**.
- » **30% more cycles** compared to conventional commercial vehicle batteries.

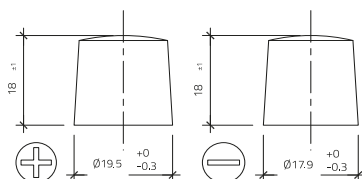
Size



Pos. of Terminal 3



Terminal 1



Bodenleiste B13



As of 19.01.2026