



intact Start-Power Truck

Closed calcium or hybrid battery (Ca/Ca or Sb/Ca) | low/maintenance-free

Art.No.

68032GUG

Volt	12V
Capacity	180 Ah (c20)
CCR -18°C (EN)	1000 A (EN)
Electrolyte	diluted sulphuric acid
Electrolyte density	1,28 +/- 0,01 Kg/l (25° C)
Size (LxWxH)	513 x 223 x 223 mm
Weight	44,1 kg
Pos. of Terminal	3
Terminal	1
Bodenleiste	-



Usage

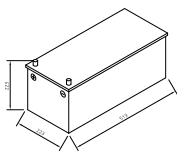


Top performance at a good price

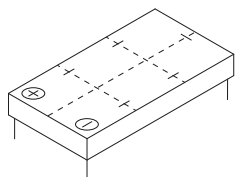
Developed for performance and extreme high-current capability at an absolutely perfect price-performance ratio. For almost all standard trucks without many additional installations and other electrical consumers. Our recommendation for standard applications with low requirements and the best price-performance ratio.

- » **Powerful and reliable.**
- » **Double lid for increased leakage protection and gas condensation**(gaseous electrolyte condenses in the labyrinth lid and remains in the circuit).
- » **Maintenance-free. No refilling of water necessary.**
- » **Filled and charged (GUG), ready for immediate use.**
- » Available for **trucks as a conventional wet starter battery**, as well as **super heavy duty (SHD)** with glass fiber fleece separators **vibration-resistant V3**.
- » **30% more cycles** compared to conventional commercial vehicle batteries.

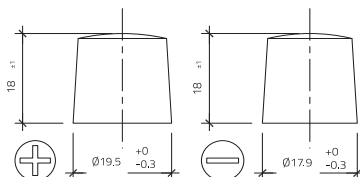
Size



Pos. of Terminal 3



Terminal 1



Bodenleiste -

As of 31.07.2025