



intact Start-Power Truck

Closed calcium or hybrid battery (Ca/Ca or Sb/Ca) | low/maintenance-free

Art.No.

68032SHDGUG

Volt	12V
Capacity	180 AH (c20)
CCR -18°C (EN)	1000 A (EN)
Electrolyte	diluted sulphuric acid
Electrolyte density	1,28 +/- 0,01 Kg/l (25° C)
Size (LxWxH)	513 x 223 x 223 mm
Weight	45,1 kg
Pos. of Terminal	3
Terminal	1
Bodenleiste	-

Usage



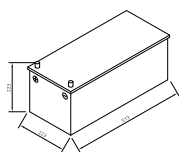
Top performance at a good price

Developed for performance and extreme high-current capability at an absolutely perfect price-performance ratio. For almost all standard trucks without many additional installations and other electrical consumers. Our recommendation for standard applications with low requirements and the best price-performance ratio.

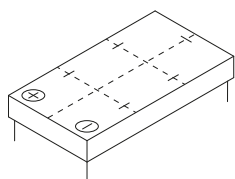
- » **Powerful and reliable.**
- » **Double lid for increased leakage protection and gas condensation** (gaseous electrolyte condenses in the labyrinth lid and remains in the circuit).
- » **Maintenance-free. No refilling of water necessary.**
- » **Filled and charged (GUG), ready for immediate use.**
- » **For trucks as Super Heavy Duty (SHD) with glass fiber fleece separators vibration-resistant V3.**
- » **30% more cycles** compared to conventional commercial vehicle batteries.



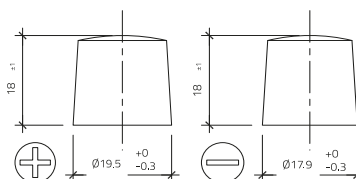
Size



Pos. of Terminal 3



Terminal 1



Bodenleiste -

As of 03.04.2025