



intact Start-Power Truck

Closed calcium or hybrid battery (Ca/Ca or Sb/Ca) | low/maintenance-free

Art.No.

69089GUG

| | |
|---------------------|----------------------------|
| Volt | 12V |
| Capacity | 190 AH (c20) |
| CCR -18°C (EN) | 1200 A (EN) |
| Electrolyte | diluted sulphuric acid |
| Electrolyte density | 1,28 +/- 0,01 Kg/l (25° C) |
| Size (LxWxH) | 509 x 223 x 225 mm |
| Weight | 45 kg |
| Pos. of Terminal | 4 |
| Terminal | 1 |
| Bodenleiste | B13 |

Usage



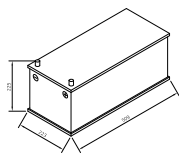
Top performance at a good price

Developed for performance and extreme high-current capability at an absolutely perfect price-performance ratio. For almost all standard trucks without many additional installations and other electrical consumers. Our recommendation for standard applications with low requirements and the best price-performance ratio.

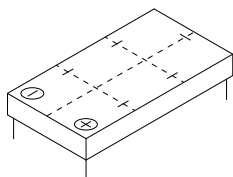
- » **Powerful and reliable.**
- » **Double lid for increased leakage protection and gas condensation** (gaseous electrolyte condenses in the labyrinth lid and remains in the circuit).
- » **Maintenance-free. No refilling of water necessary.**
- » **Filled and charged (GUG), ready for immediate use.**
- » **For trucks as Super Heavy Duty (SHD) with glass fiber fleece separators vibration-resistant V3.**
- » **30% more cycles** compared to conventional commercial vehicle batteries.



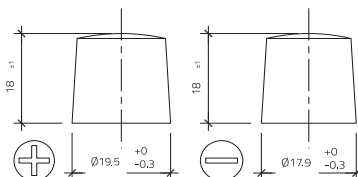
Size



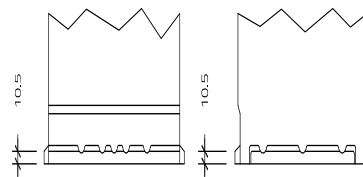
Pos. of Terminal 4



Terminal 1



Bodenleiste B13



As of 03.04.2025